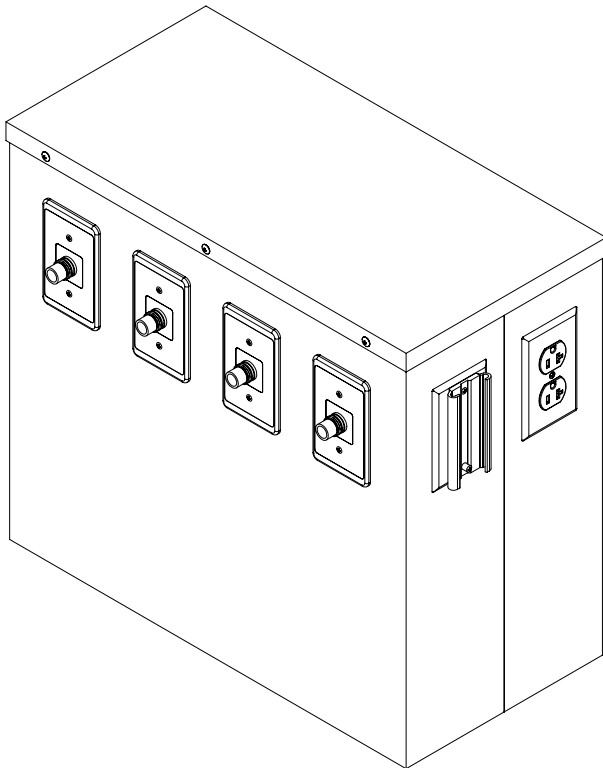


Shadow Series Floor Pedestal



Item number definition

PC-100

Standard Size:

Height: 18"

Depth: 20"

Width: 10"

Construction Specification

The Pedestal unit shall consist of a stainless steel shroud forming a 20"x10"x18" rectangular frame. It shall be constructed of 16 gage stainless steel with a number 4 finish and shall have a removable canopy on top for quick access.

This product is cULus listed.

Medical Gas

Medical gas outlets shall be supplied and installed by Medical Design. All outlets to be manifolded on site by local contractor. Installation and testing shall comply with National Fire Protection Association (NFPA 99c) & C.R.N. (BNQ 5710-500, CSA 305.1 / B51-95).

Electrical Equipment

Electrical devices shall be furnished pre-installed within the side's faceplate shroud of the pedestal in pre-mounted back box for final site installation. Each device back box shall be accessible by removing the top access panel.

All electrical receptacles are NEMA 5-15/20R, 125 volts AC, hospital grade and comply with CSA and are cULus listed. Receptacles shall be red for emergency and ivory for normal power.

All components, installation, and testing shall comply with NFPA and National Electrical Code (NEC).

Communication

Communication devices shall be supplied and installed by others. Provisions for devices shall be coordinated with Medical Design.

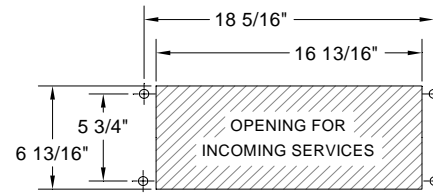
Site Installation

All units shall be installed in accordance with Medical Design's installation instructions. The mechanical and electrical contractor shall provide the final connection to the Hospital System. The contractor has the responsibility to insure that every unit is subject to a final site inspection in compliance with all National, State and Local Codes.

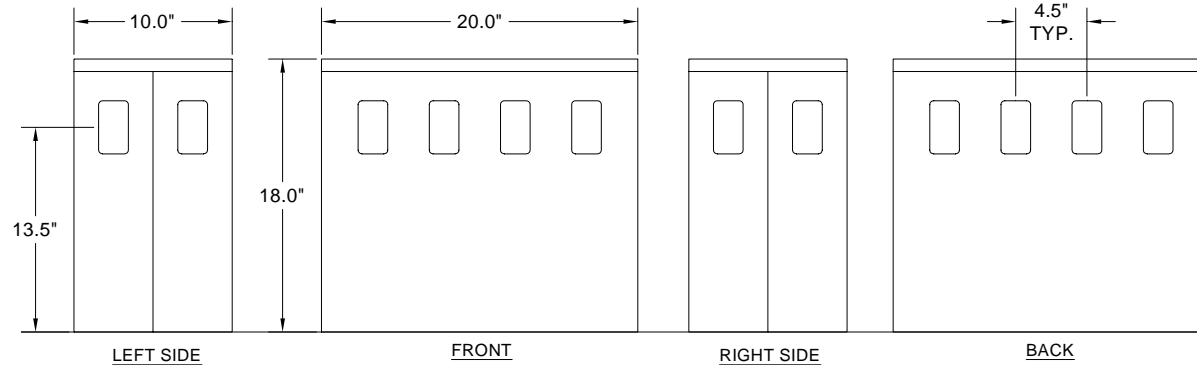

SHADOW SERIES FLOOR PEDESTAL

NOTES:

1. ELECTRICAL WIRING TO DEVICES IS TO BE PROVIDED BY OTHERS DURING INSTALLATION OF THE UNIT.
2. MEDICAL GAS OUTLETS INCLUDE PIGTAILS ONLY FOR CONNECTION BY OTHERS (SERVICES ENTER FROM FLOOR BELOW).
3. THE UNIT MUST BE BOLTED TO THE FLOOR USING ADEQUATE ANCHORING DEVICES (BY OTHERS).



**FLOOR ANCHORAGE
BOLT PATTERN**



LEGEND		
MEDICAL GAS		
ID	QTY	DESCRIPTION
O ₂	-	OXYGEN OUTLET ; Q.C. <input type="checkbox"/> OU D.I.S.S. <input type="checkbox"/>
A	-	MEDICAL AIR OUTLET ; Q.C. <input type="checkbox"/> OU D.I.S.S. <input type="checkbox"/>
V	-	VACUUM OUTLET ; Q.C. <input type="checkbox"/> OU D.I.S.S. <input type="checkbox"/>
N ₂	-	NITROGEN OUTLET ; D.I.S.S. ONLY <input type="checkbox"/>
N ₂ O	-	NITROUS OXIDE OUTLET ; Q.C. <input type="checkbox"/> OU D.I.S.S. <input type="checkbox"/>
EVAC	-	EVACUATION OUTLET ; Q.C. <input type="checkbox"/> OU D.I.S.S. <input type="checkbox"/>
CO ₂	-	CARBON DIOXIDE OUTLET ; D.I.S.S. ONLY <input type="checkbox"/>
ELECTRICITY AND COMMUNICATION		
DR	-	DUPLEX RECEPTACLE, 20A, 125V, H.G., (RED) EMERGENCY POWER (HUBBELL #8300HR)
DW	-	DUPLEX RECEPTACLE, 20A, 125V, H.G., (WHITE) NORMAL POWER (HUBBELL #8300HW)
SR	-	SIMPLEX RECEPTACLE, 20A, 125V, H.G., (RED) EMERGENCY POWER (HUBBELL #8310R)
SW	-	SIMPLEX RECEPTACLE, 20A, 125V, H.G., (WHITE) NORMAL POWER (HUBBELL #8310W)
D	-	DATA PROVISION, 1 GANG
T	-	TELEPHONE PROVISION, 1GANG
B	-	BLANK FACEPLATE, 1 GANG, STAINLESS STEEL
ACCESSORIES		
SL	-	VACUUM BOTTLE SLIDE

OTHER SERVICES AND ACCESSORIES ARE AVAILABLE. CONTACT US FOR MORE INFORMATION.

FINISHED FLOOR